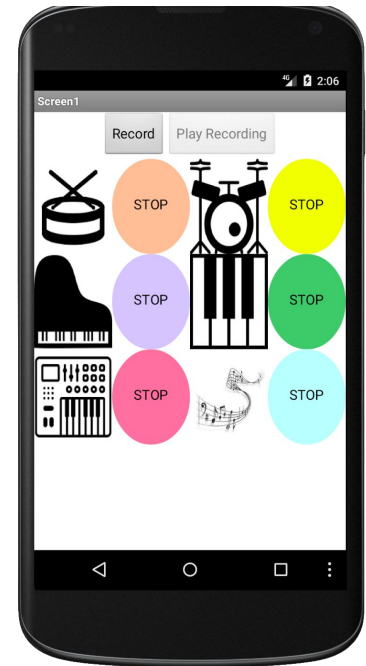


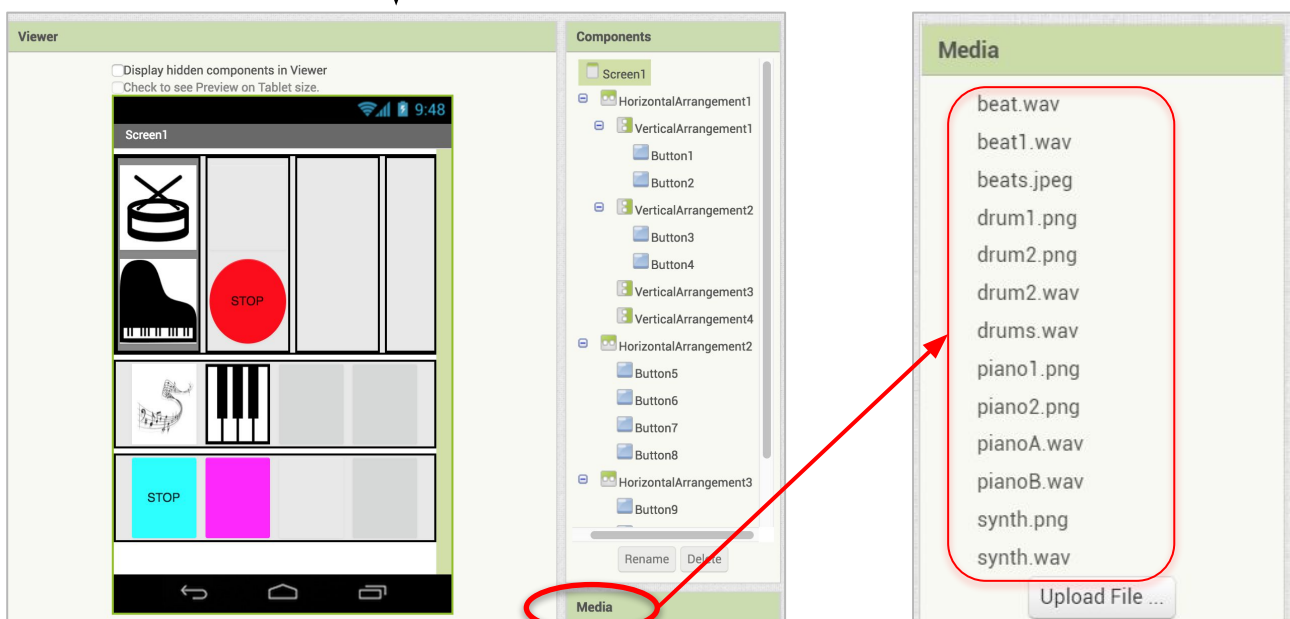
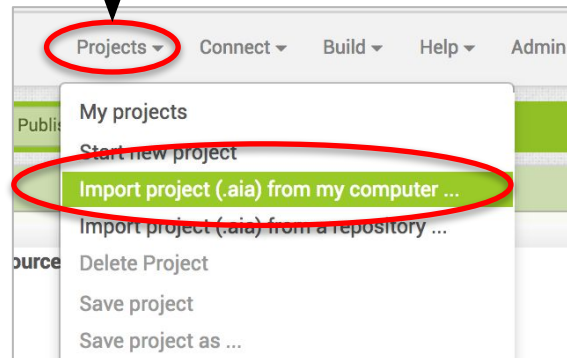
# MUSIC MAKER

In this unit, you will create your own music by composing and synthesizing musical sounds generated by various instruments.



## START HERE

- 1 Go to the MIT App Inventor website (<http://ai2.appinventor.mit.edu>).
- 2 Import the “**MusicMaker\_template.aia**” project provided by your teacher. -----
- 3 Your Designer will look like this when the template is imported. You have been given some starter layouts to view, modify, or delete and build your own. You can see all the image and sound files are under **Media**.



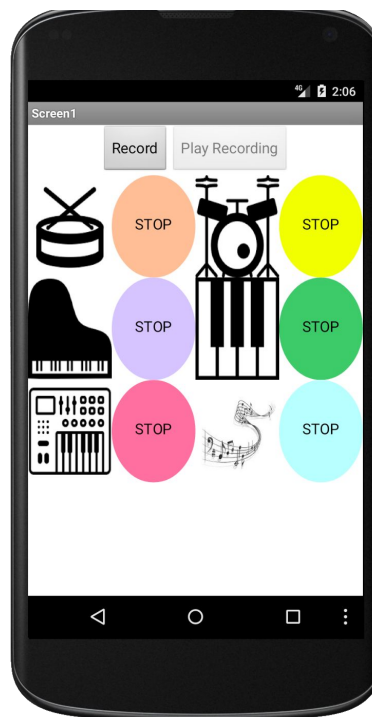
## THE APP CHALLENGE

Use your Design Worksheet as a guide to layout your components.



- ☐ Using the sound files and images in the template, design and create an app that can make music by playing multiple instrument sounds simultaneously.
- ☐ Design your app on paper first.
- ☐ There must be a minimum of four different instruments in the app.
- ☐ The app must be able to control the playing of each instrument - starting and stopping the sound.
- ☐ Sounds should be able to be played simultaneously.
- ☐ **Extra Challenge:** Enable your app to record your music and then play it back!

This is an example of what your app can look like - but your design is up to you!



## Choose Ways to Extend Your App



The following are the Computational Thinking Concepts covered in this unit.

## Music Maker

### 1. Naming:



### 2. Events

